




# District Strategic Plan 2021-2022 Annual Review & Superintendent Performance Accountability System



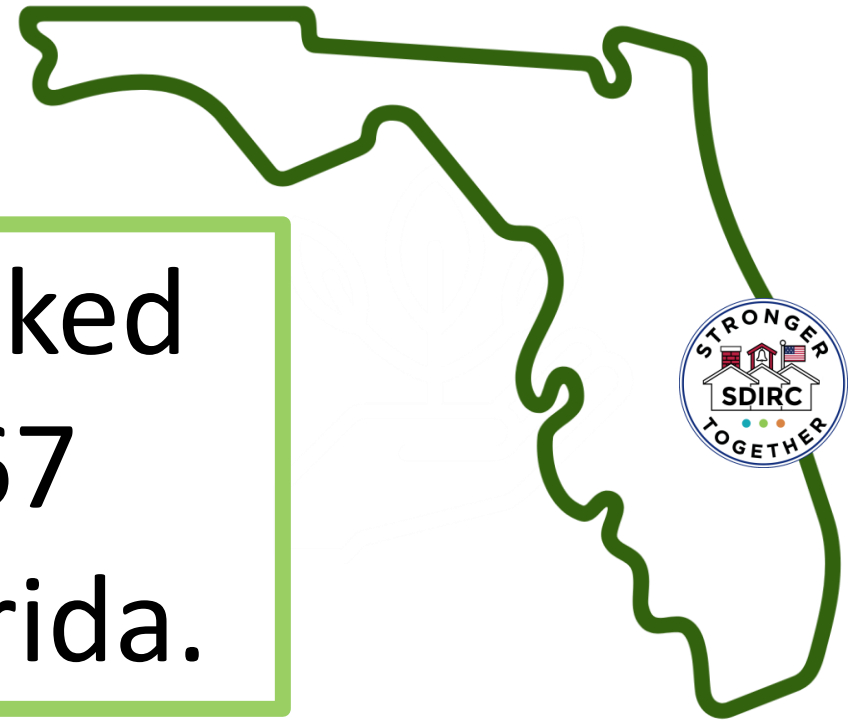
School District of Indian River County  
August 2022

# Our Previous Reality.

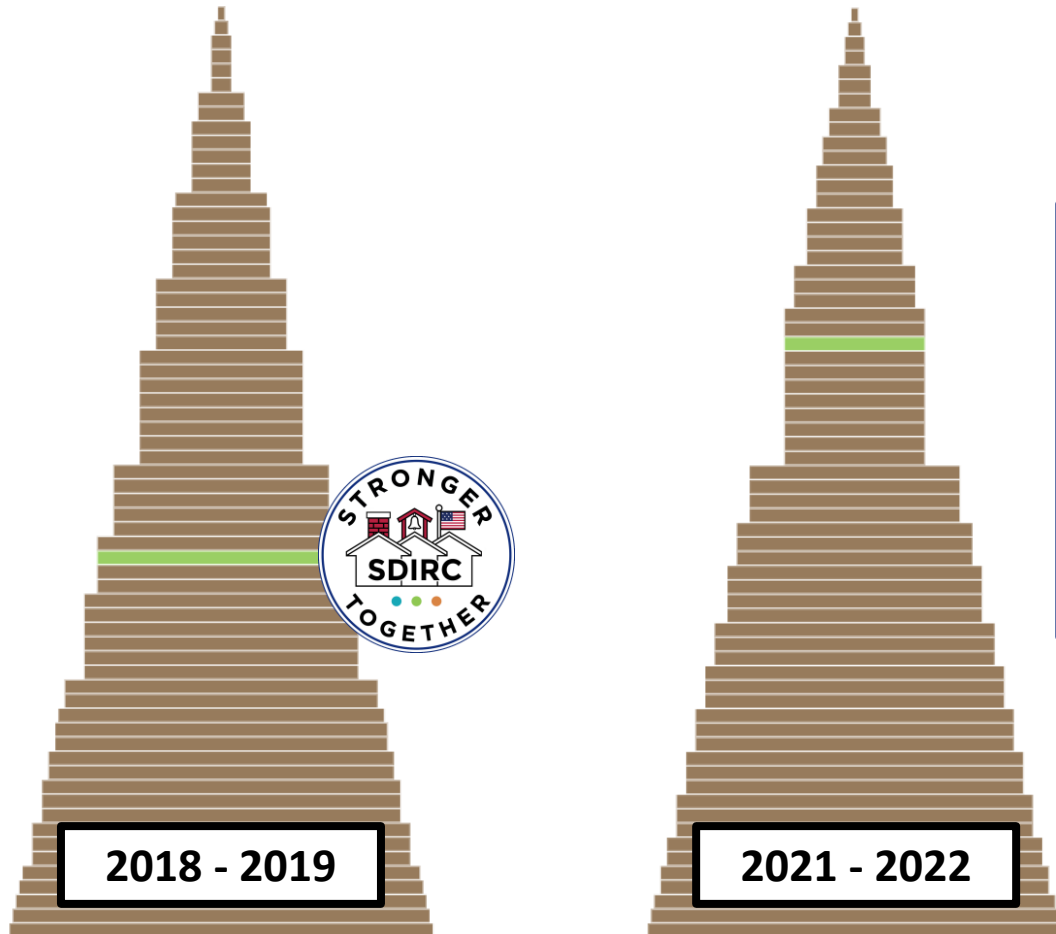
State Ranking 2018 -2019



The SDIRC ranked  
#38 out of 67  
districts in Florida.



# Highest Rate of Improvement.



The SDIRC's state ranking for the District Grade improved from 38 in 2018-2019 to 22 in 2021-2022.

**+16 State Rankings**

# Outcomes Achieved.

2021  
2022

District	District Grade 18-19	District Grade 21-22
Indian River	B	B →
Brevard	A	B ↓
Martin	A	B ↓
Okeechobee	B	C ↓
St. Lucie	B	B →

2021  2022

# Academic Success



## Improvement in State Rankings

Early Learning Program

40 in 19-20 to 30 in 21-22

English Language Arts – Achievement

38 in 18-19 to 27 in 21-22

Middle School Accelerated Performance

56 in 19-20 to 21 in 21-22

2021



2022

# Equity, Culture, & Climate



## Improvement in State Rankings

ELA African American - White Achievement Gap

45 in 18-19 to 37 in 21-22

Mathematics English Language Learners (ELL) – Non-ELL Achievement Gap

22 in 18-19 to 18 in 21-22

Mathematics Economically Disadvantaged (ED) – Non-ED Achievement Gap

45 in 18-19 to 16 in 21-22

Least Restrictive Environment for Students with Disabilities

40 in 19-20 to 20 in 21-22

2021



2022

# Communication & Engagement

## Improvements Realized

Opportunities for Community Member Engagement in District Activities - Number  
32 in 19-20 to 65 in 21-22

Parents Accessing the Focus Parent Portal - Percentage  
59% in 19-20 to 87% in 21-22

Parent Workshops Offered - Number  
31 in 19-20 to 150 in 21-22



2021



2022

# Talent Development & Support



## Improvements Realized

Instructional Staff Members with  
Out-of-Field Waivers

10% in 19-20 to 8% in 21-22

African American Instructors - Percentage

9% in 19-20 to 12% in 21-22

Hispanic Instructors - Percentage

5% in 19-20 to 7% in 21-22

2021



2022



# Organizational & Fiscal Responsibility

## Outcomes/Improvements Realized

100% Alignment of average teachers-student ratios to average state teacher-student ratios



Supplemental Grant Funding-Secured  
\$2M in 19-20 to \$3.2M in 21-22

100% Compliance with Material & Financial Audits

100% Compliance on the Florida Safe Schools Assessment Tool

Initial Health & Safety Inspection Violations  
753 in 19-20 to 538 in 21-22

2021



2022

# District Strategic Plan: Key Revisions

## Annual Targets

Revised annual targets to reflect progress needed to attain Targets 2025 in 3 years.

## Strategies for Enhanced Alignment

Academic Improvement Processes & Supports

Professional Development, Administrators, & Coaches

## Shift Towards Program Evaluation

Alternatives to Suspension

Health & Safety Violation Corrections

2022



2023